



CELEBRATING **150** YEARS
1874 - 2024



2024 Annual Report to the Community

Victor Harbor Primary School

Victor Harbor Primary School number: 0453

Partnership: Fleurieu



School principal:

Jessica Morris

Signature

Date of endorsement:

04/02/2025



Context Statement

Victor Harbor Primary School caters for students from R-6. At the time of this report, the enrolment in 2024 is 465. Victor Harbor Primary School is classified as Category 4 on the Department for Education Index of Educational Disadvantage. At the time of this report, the school population includes 10% Aboriginal students, 21% students with disabilities, 1% students with English as an additional language or dialect (EALD) funded background, 2% children/young people in care. Further information about the school is available on the school's website (including its context statement), as well as the My School website.

Data Source: Department for Education data holdings from Mid census captured in AUGUST 2024.

Governing Council Report

2024 was a special and noteworthy year for Victor Harbor Primary School and the wider community. A major milestone in the school celebrating its 150th year of existence since its beginning. Having operated over a number of sites and faced numerous challenges, the school continues to be a strong and positive influence in the education of children on the south coast. The celebrations around the 150th anniversary showed just how strong the linkages are to our local community and the ownership and pride the community feels in their school.

The different activities around this celebration had a number of people attending from not only around Australia but from around the world. The spread of past and present students was approximately 90 years from the oldest to the youngest in attendance. These activities included the school fair and a weeklong block of celebrations in September. As with the staff and students, Governing Council members put in a significant amount of effort around these events, which included dressing in period costume.

Along with the 150th celebrations the Governing Council participated in a number of other important tasks and functions during the year. The efforts of all involved are noted and very much appreciated.

The Governing Council continues to work with the YMCA to provide a successful OSHC program. The program is well utilised and the programs implemented by the YMCA continue to support our children who use this service. This is both in term and during the holidays and provides a supportive environment and a variety of activities for all children. The school holiday program especially provides a range of incursions and excursions for children which are well received.

The school canteen despite the challenges of current cost of living pressures, provides a healthy and cost effective option for school lunches. I would like to thank the staff, the volunteers and the students who have worked to provide this service.

One of the most valuable components of the Governing Council year is the updates we receive from staff and students. We have been lucky enough to hear from the school captains on what they value about the school and how to improve it. Curriculum updates and the plans on further improving outcomes and in the wellbeing areas as well. The amount of effort our staff and students put into continually improving the school is both acknowledged and encouraged. This includes the efforts of reintroducing a mid-year reception intake and the special class we will have in 2025.

I would like to take this opportunity to thank Jess Morris, Emma Foot, the leadership team and all the staff at Victor Harbor Primary School. Your efforts in making our school a better place for our children are definitely appreciated. To the people, both staff and students who are moving on, I would like to wish you well and thank you for your contribution to the school. Many of you make a significant contribution behind the scenes which is not often seen or recognised. Thank you.

For the members of the Governing Council, thank you for your input, encouragement and selfless contributions to the governing council and to the school. You all contribute in different ways and all have the same objective of improving the overall experience and educational outcomes for our kids. Thanks for your effort and the impact you provide.

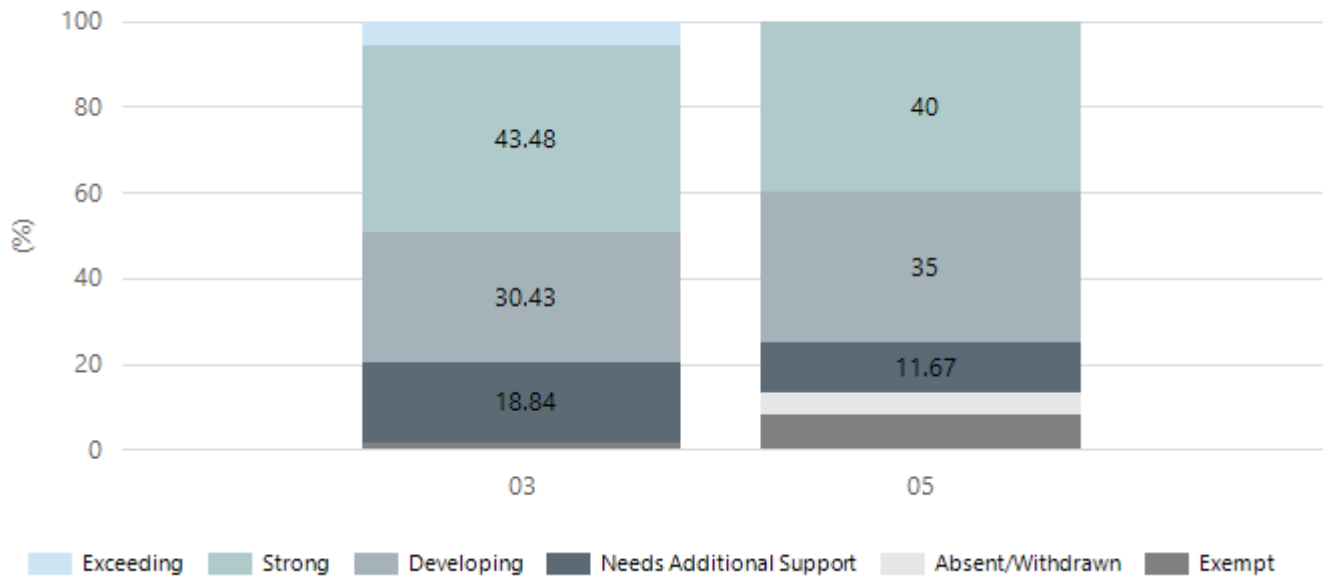
Russell Trainor
Victor Harbor Primary School
Governing Council Chairperson

Performance Summary

NAPLAN Proficiency

In 2023 the Australian Curriculum, Assessment and Reporting Authority (ACARA) - a Commonwealth Independent statutory authority - announced changes to NAPLAN performance reporting. The new approach replaces the previous numerical NAPLAN bands and the national minimum standard.

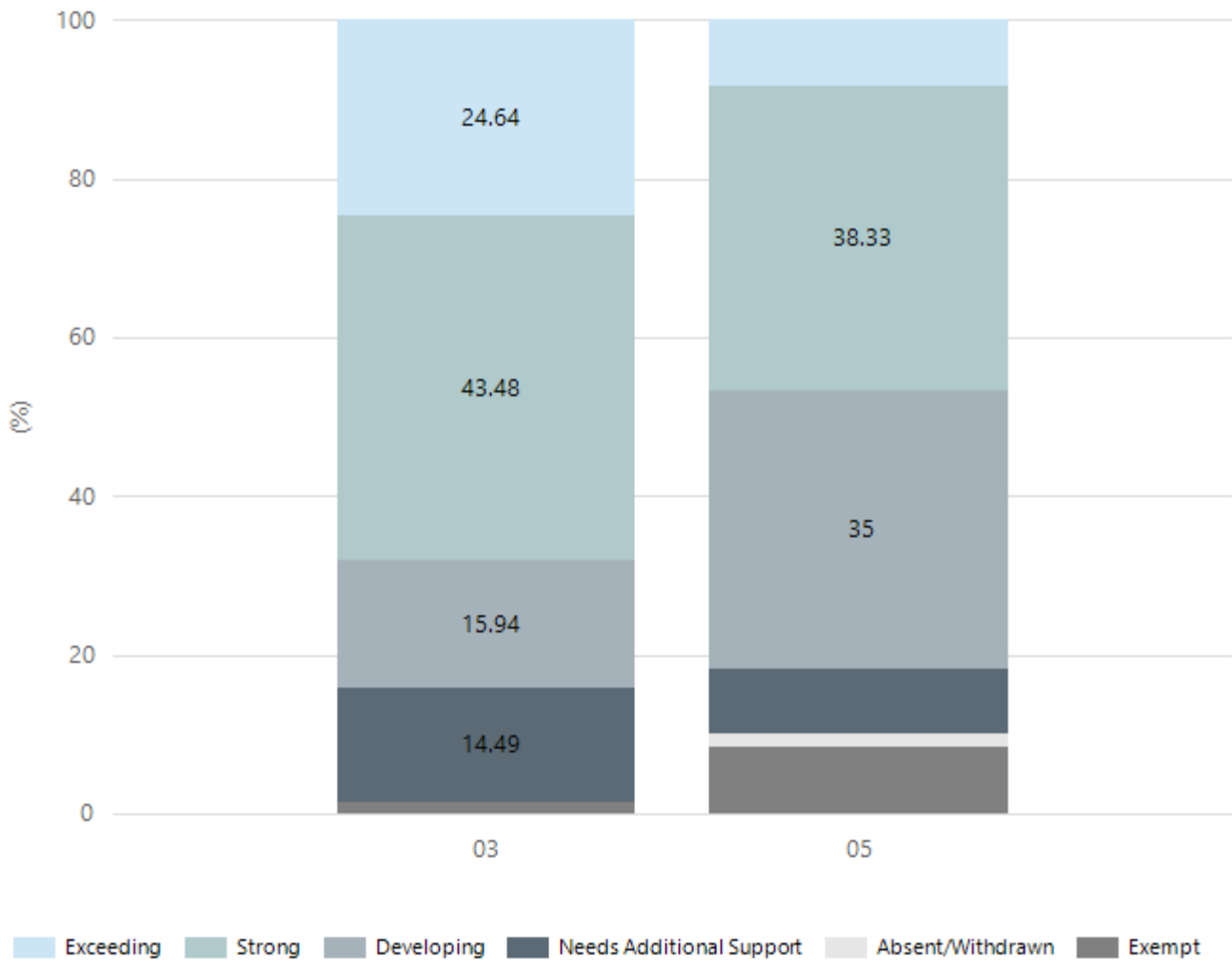
Numeracy



Year Level	03	05
Exceeding	4	
Strong	30	24
Developing	21	21
Needs Additional Support	13	7
Absent/Withdrawn		3
Exempt	1	5
Total	69	60

Data Source: Department for Education Assessment Data Holdings, 2024. If there are less than 6 students who sat NAPLAN in a school, no information will be shown. If a year level has less than 6 students, that year level will not be shown in NAPLAN results.

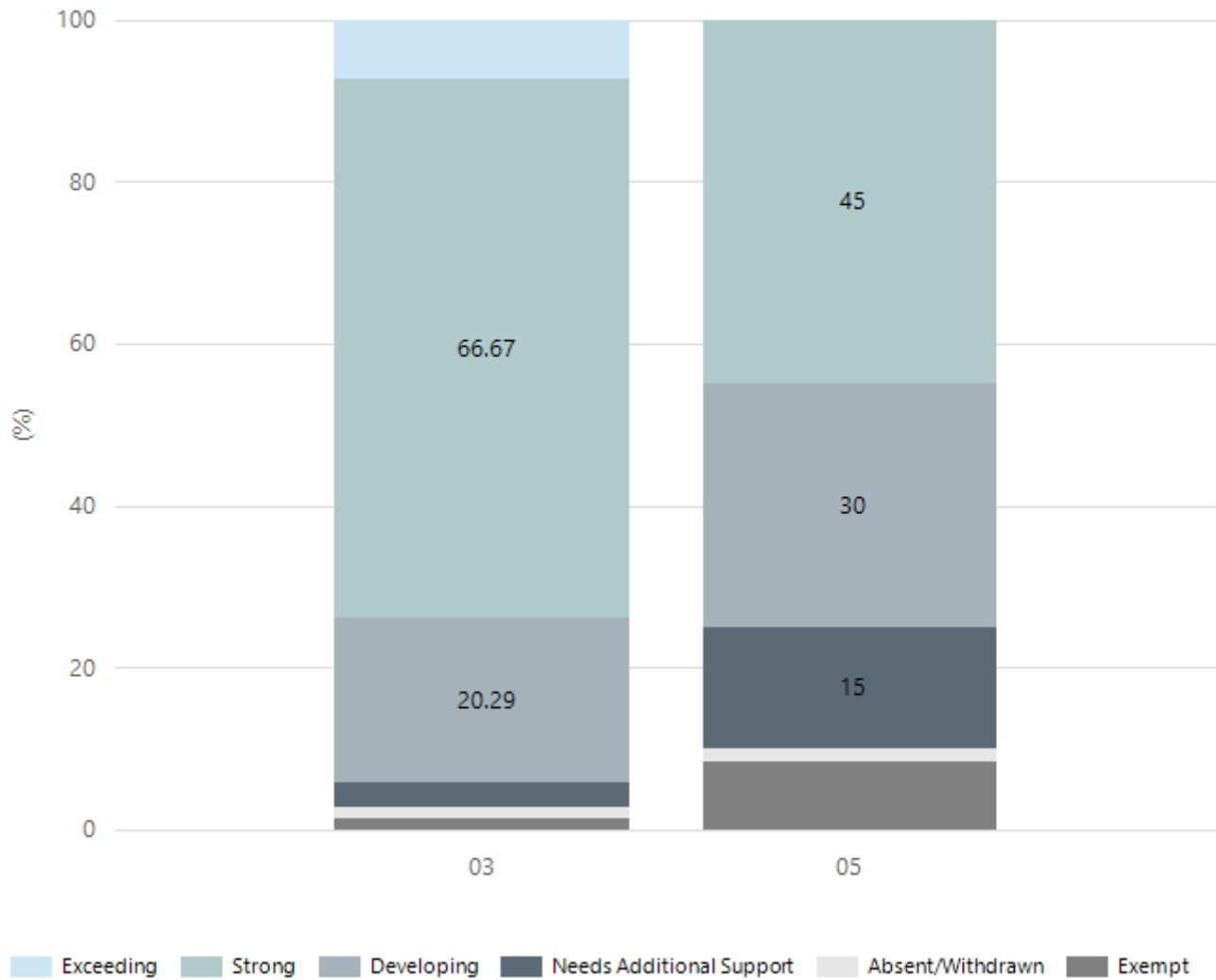
Reading



Year Level	03	05
Exceeding	17	5
Strong	30	23
Developing	11	21
Needs Additional Support	10	5
Absent/Withdrawn		1
Exempt	1	5
Total	69	60

Data Source: Department for Education Assessment Data Holdings, 2024. If there are less than 6 students who sat NAPLAN in a school, no information will be shown. If a year level has less than 6 students, that year level will not be shown in NAPLAN results.

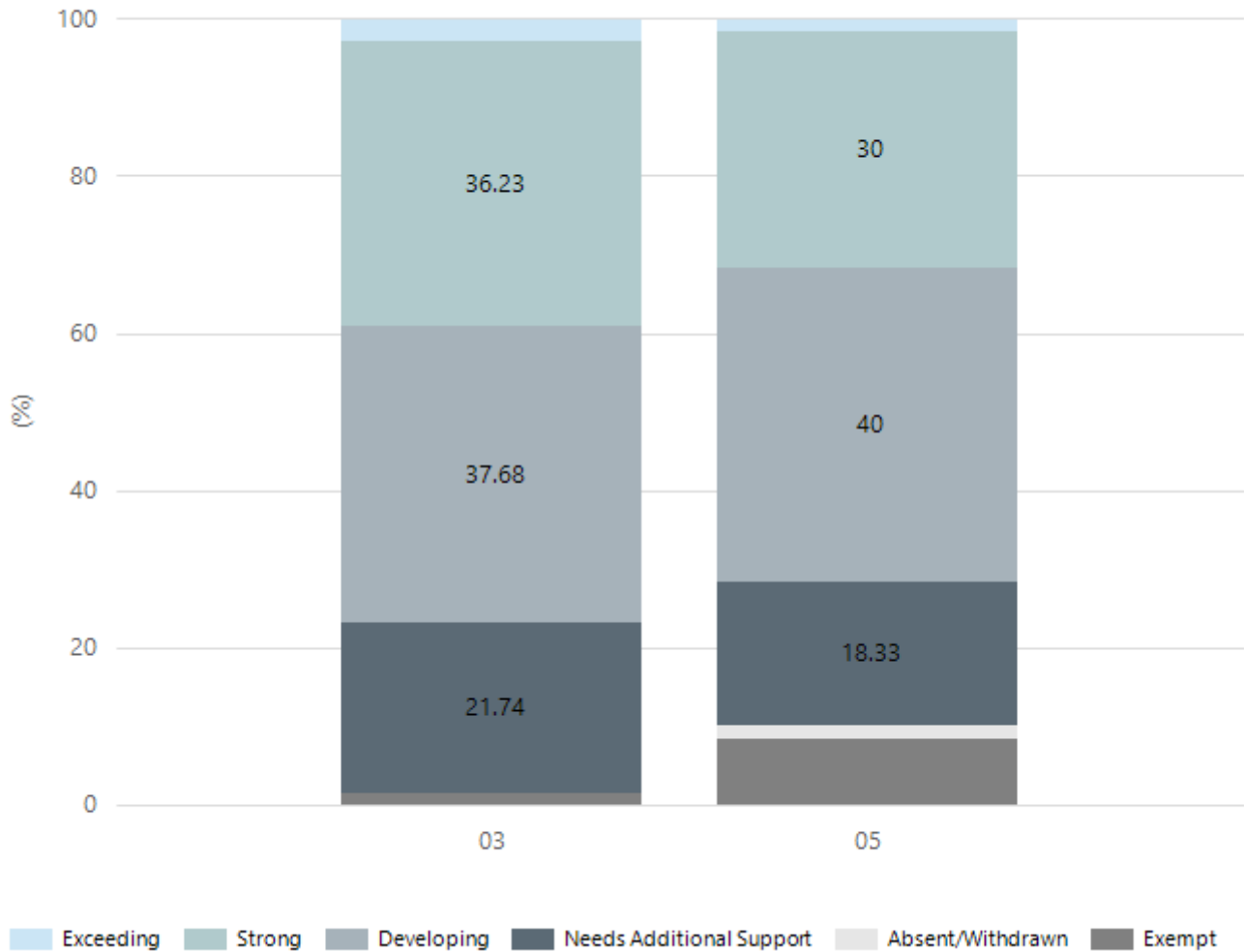
Writing



Year Level	03	05
Exceeding	5	
Strong	46	27
Developing	14	18
Needs Additional Support	2	9
Absent/Withdrawn	1	1
Exempt	1	5
Total	69	60

Data Source: Department for Education Assessment Data Holdings, 2024. If there are less than 6 students who sat NAPLAN in a school, no information will be shown. If a year level has less than 6 students, that year level will not be shown in NAPLAN results.

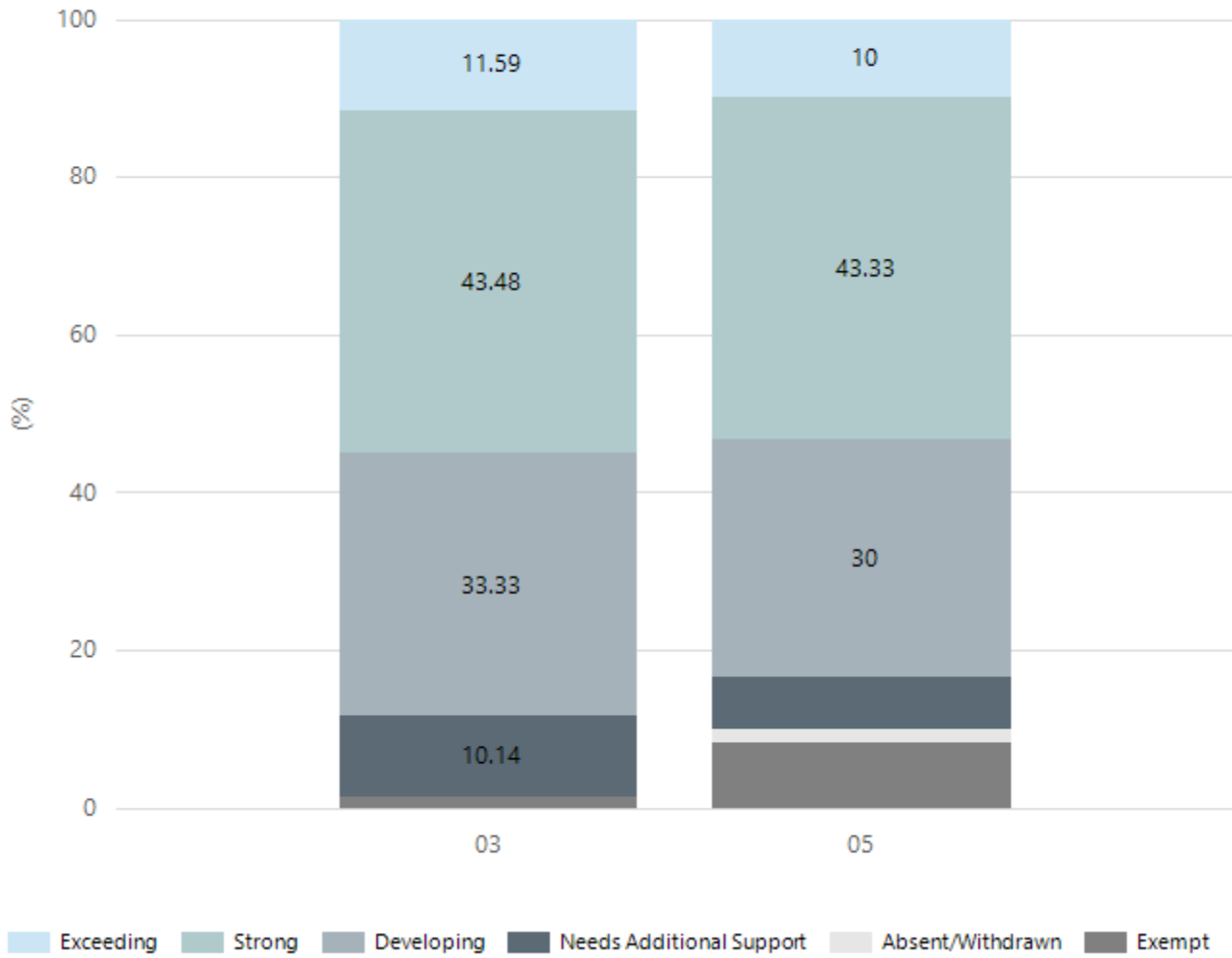
Grammar



Year Level	03	05
Exceeding	2	1
Strong	25	18
Developing	26	24
Needs Additional Support	15	11
Absent/Withdrawn		1
Exempt	1	5
Total	69	60

Data Source: Department for Education Assessment Data Holdings, 2024. If there are less than 6 students who sat NAPLAN in a school, no information will be shown. If a year level has less than 6 students, that year level will not be shown in NAPLAN results.

Spelling

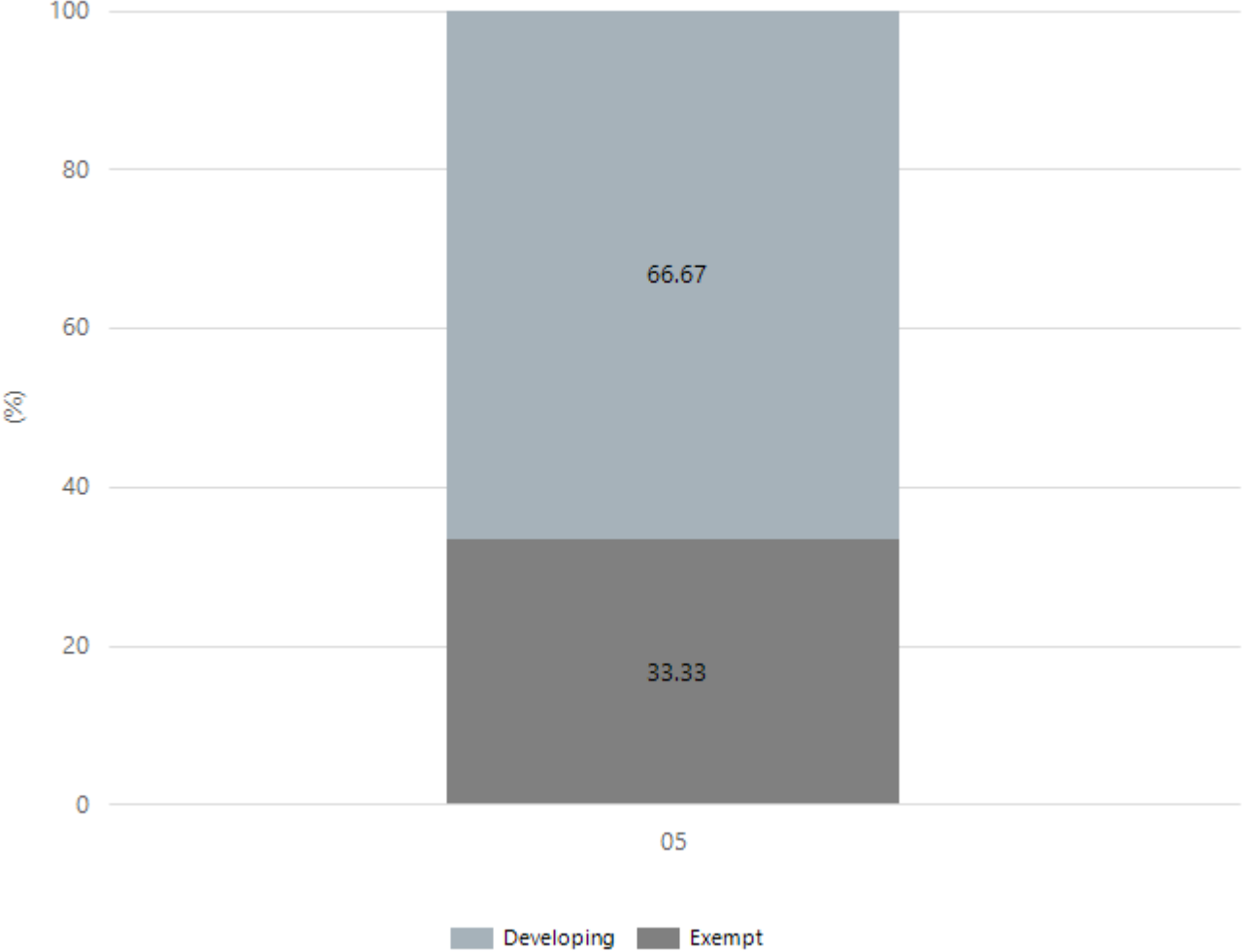


Year Level	03	05
Exceeding	8	6
Strong	30	26
Developing	23	18
Needs Additional Support	7	4
Absent/Withdrawn		1
Exempt	1	5
Total	69	60

Data Source: Department for Education Assessment Data Holdings, 2024. If there are less than 6 students who sat NAPLAN in a school, no information will be shown. If a year level has less than 6 students, that year level will not be shown in NAPLAN results.

NAPLAN Proficiency - Aboriginal Learners

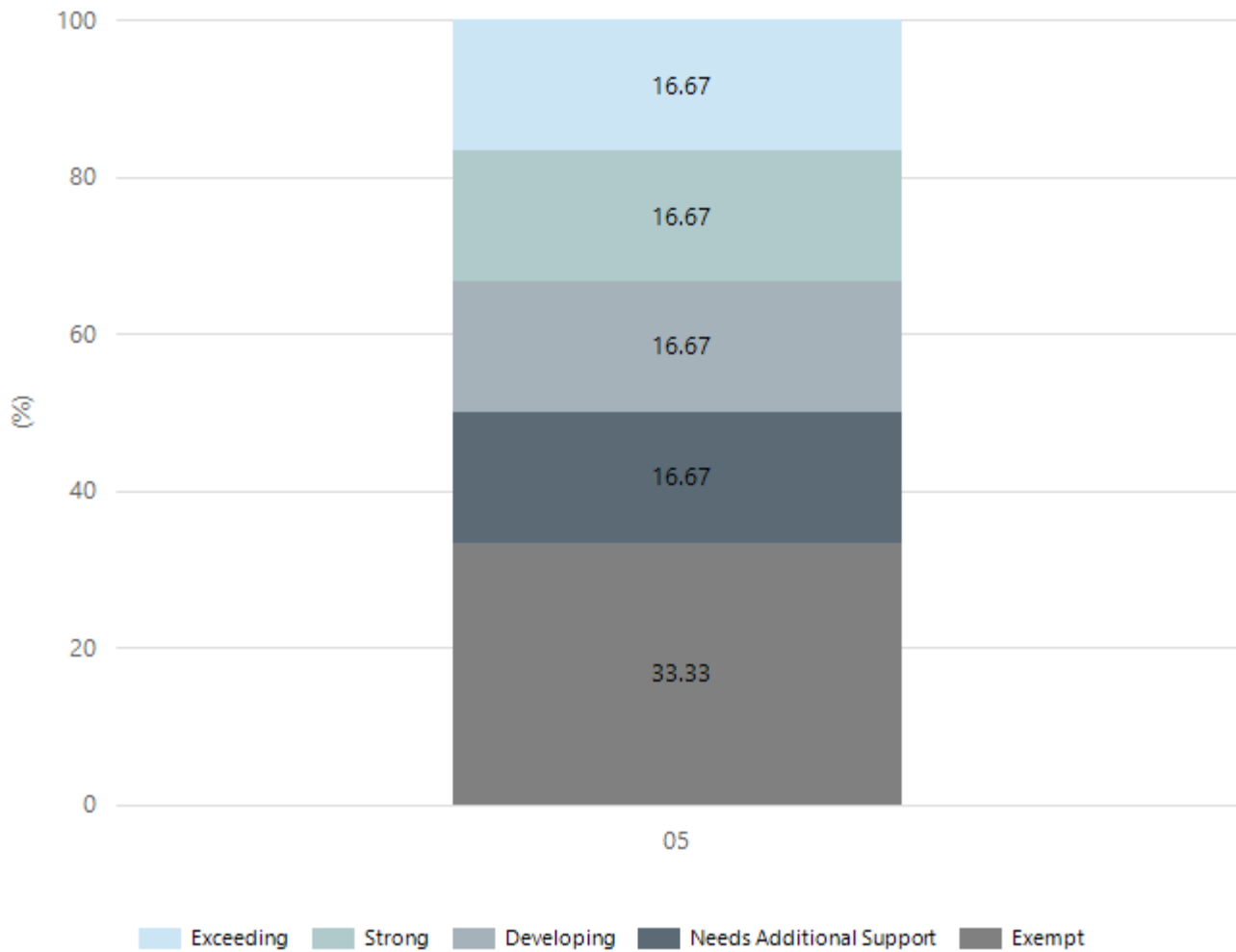
Numeracy



Year Level	05
Developing	4
Exempt	2
Total	6

Data Source: Department for Education Assessment Data Holdings, 2024. If there are less than 6 students who sat NAPLAN in a school, no information will be shown. If a year level has less than 6 students, that year level will not be shown in NAPLAN results. Only data for Aboriginal learners is displayed.

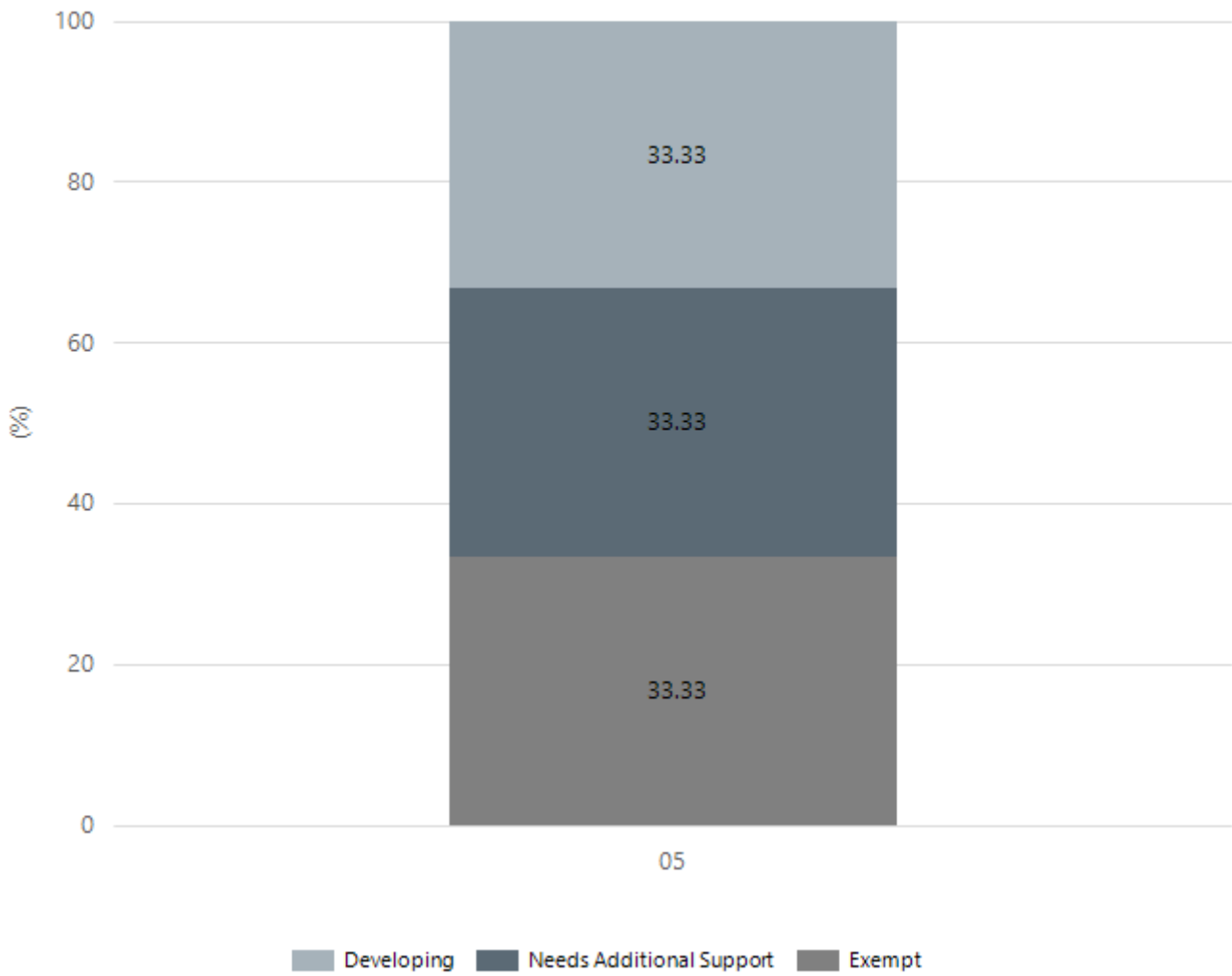
Reading



Year Level	05
Exceeding	1
Strong	1
Developing	1
Needs Additional Support	1
Exempt	2
Total	6

Data Source: Department for Education Assessment Data Holdings, 2024. If there are less than 6 students who sat NAPLAN in a school, no information will be shown. If a year level has less than 6 students, that year level will not be shown in NAPLAN results. Only data for Aboriginal learners is displayed.

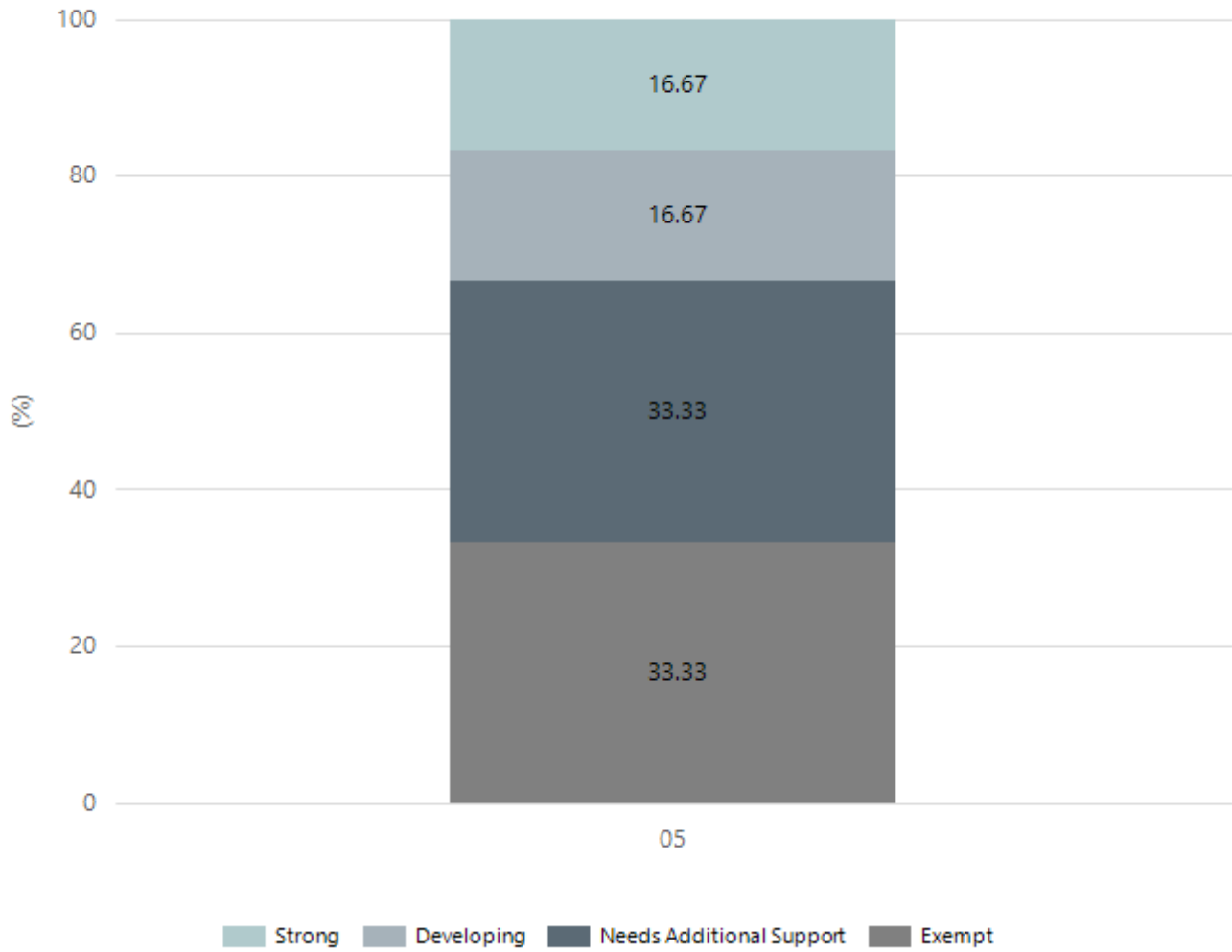
Writing



Year Level	05
Developing	2
Needs Additional Support	2
Exempt	2
Total	6

Data Source: Department for Education Assessment Data Holdings, 2024. If there are less than 6 students who sat NAPLAN in a school, no information will be shown. If a year level has less than 6 students, that year level will not be shown in NAPLAN results. Only data for Aboriginal learners is displayed.

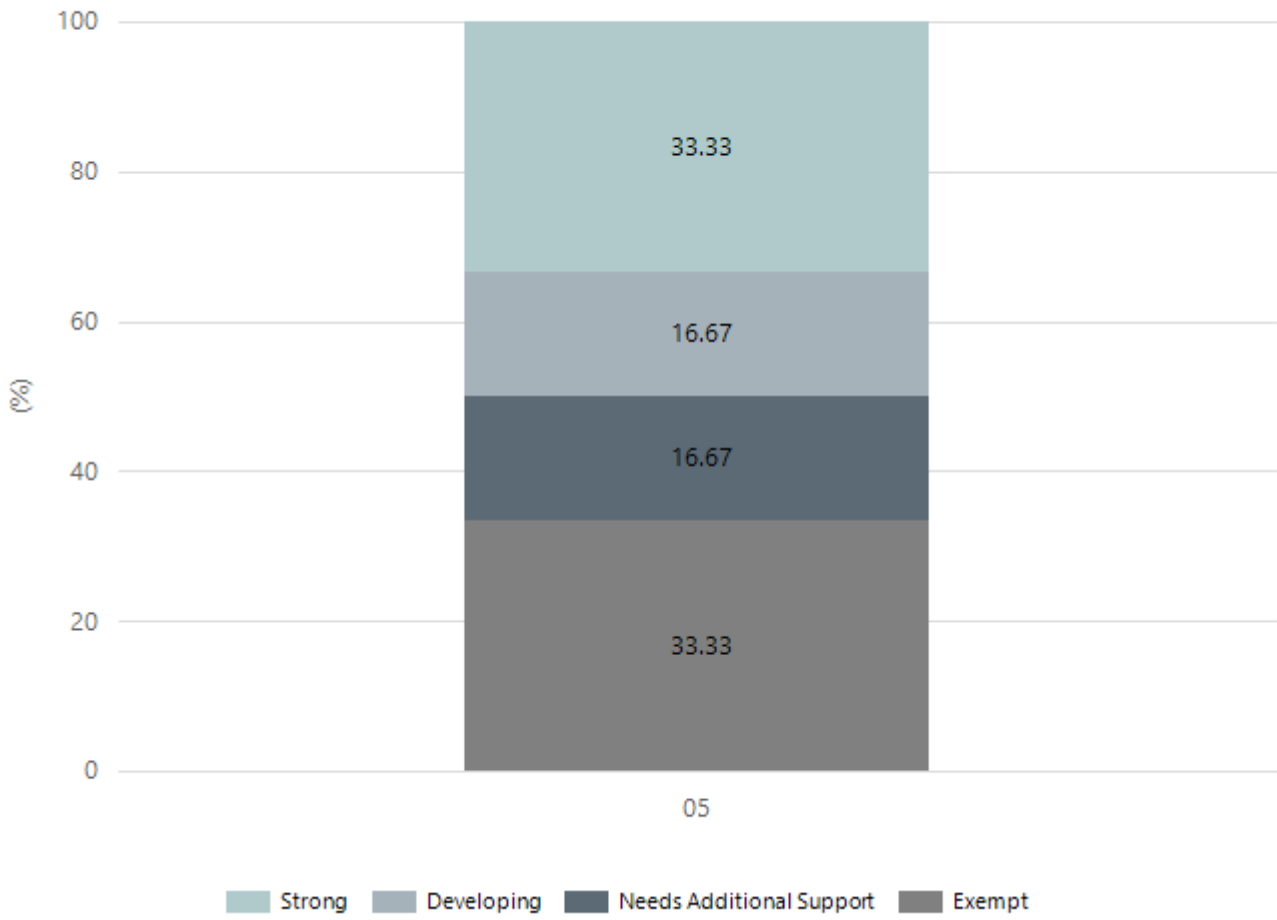
Grammar



Year Level	05
Strong	1
Developing	1
Needs Additional Support	2
Exempt	2
Total	6

Data Source: Department for Education Assessment Data Holdings, 2024. If there are less than 6 students who sat NAPLAN in a school, no information will be shown. If a year level has less than 6 students, that year level will not be shown in NAPLAN results. Only data for Aboriginal learners is displayed.

Spelling



Year Level	05
Strong	2
Developing	1
Needs Additional Support	1
Exempt	2
Total	6

Data Source: Department for Education Assessment Data Holdings, 2024. If there are less than 6 students who sat NAPLAN in a school, no information will be shown. If a year level has less than 6 students, that year level will not be shown in NAPLAN results. Only data for Aboriginal learners is displayed.

School Attendance

Year Level	2022	2023	2024
Reception	85.2%	88.5%	85.0%
Year 01	87.1%	84.1%	89.6%
Year 02	84.5%	88.4%	89.2%
Year 03	84.3%	88.5%	89.6%
Year 04	85.4%	85.8%	89.3%
Year 05	80.3%	87.6%	87.3%
Year 06	85.7%	83.0%	86.2%
Primary Other	62.9%	73.6%	81.3%
Total	84.1%	86.0%	87.8%

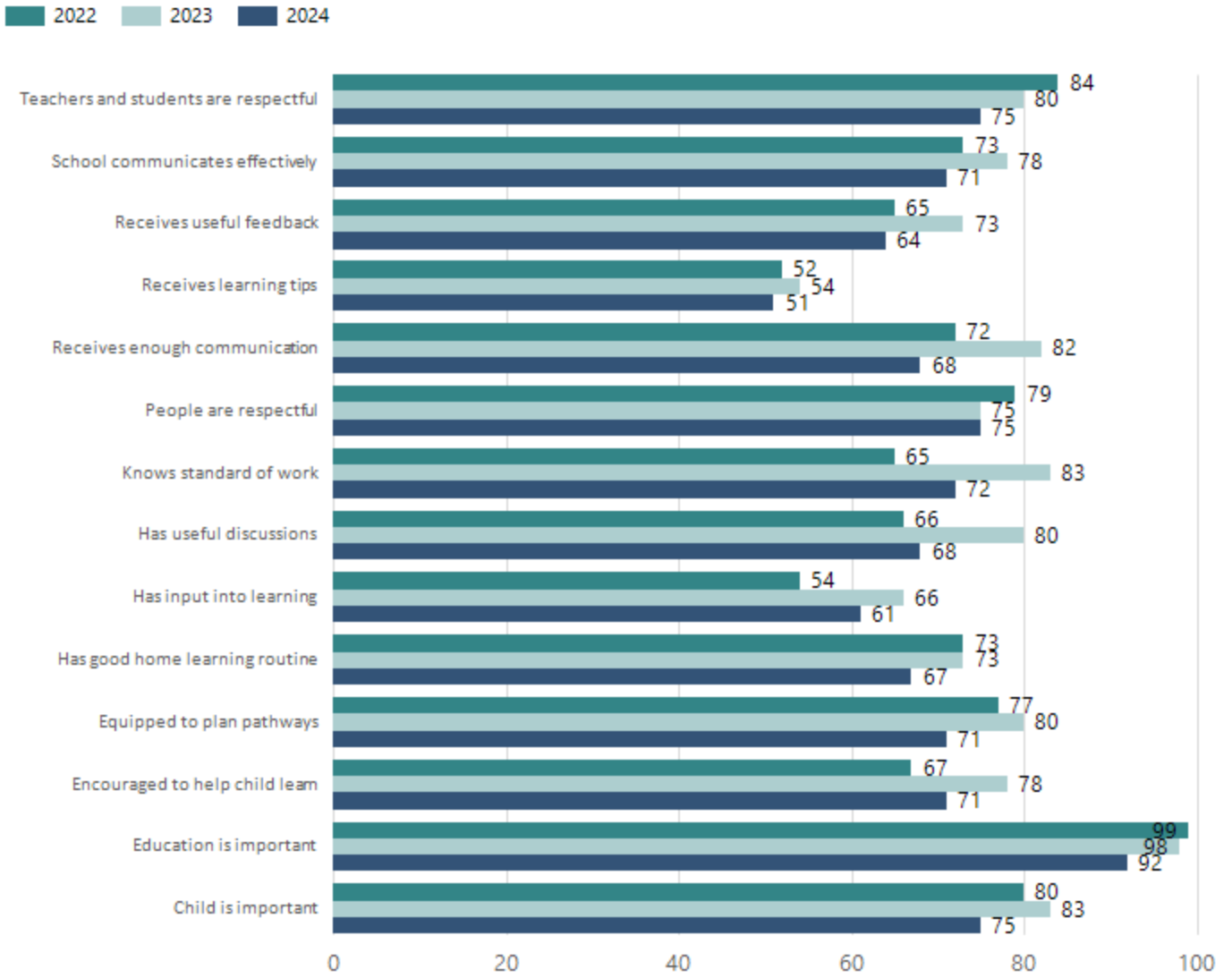
Data Source: Department for Education Attendance Data, Semester 1 Report 2024. A blank cell indicates there we no students enrolled. 'Primary Other' includes students enrolled in specialised education options. 'Secondary Other' includes students who have already spent a year at Year 12 and elected to undertake further study at Year 12.

Attendance Comment

In South Australia, all children and young people must be in school from 6 years to 16 years old. They must attend a government or non-government school full time. From age 16 to 17 however, young people must attend school or an approved learning program (such as an apprenticeship, traineeship, accredited course or university). Schools and parents must encourage and support students to come to school every day. Parents and caregivers must make sure their child is enrolled in a school, and attends school all day and everyday it is open, unless a child is sick or has an approved exemption. Teachers and leaders actively follow up when a student misses school, including recording all absences and non-attendance. All schools in South Australia have local attendance procedures governed under the Education and Children's Services Regulations 2020.

School Parent Opinion Survey Results

Proportion of agree/strongly agree response(%)



Data Source: 2024 Department for Education Parent Opinions Survey, Term 3 2024.

Intended Destination

Leave Reason	Number	%
NG - ATTENDING NON-GOV SCHOOL IN SA	7	29.0%
NS - LEFT SA FOR NSW	1	4.0%
OV - LEFT SA FOR OVERSEAS	2	8.0%
QL - LEFT SA FOR QLD	4	17.0%
TG - TRANSFERRED TO SA GOVERNMENT SCHOOL	9	38.0%
U - UNKNOWN	1	4.0%

Data Source: Department for Education Destination Data Report, 2024. Data extract term 3 2024. Data shows recorded destinations for students that left the school in the previous year. Data is uploaded by schools in term 3 and may not reflect final or total figures at time of report creation.

Highest Qualifications held by the teaching workforce and workforce composition

All teachers at this school are qualified and registered with the SA Teachers Registration Board.

Qualification Level	Number of Qualifications
Bachelor's degrees or Diplomas	31
Postgraduate Qualifications	7

Data Source: Data extracted from Mandatory Workforce Information Collections as on the last pay date of June 2024. As self-reported by staff in the system.

Please note: Data includes staff who are Actively employed and on extended paid leave. Please note only the highest qualification of the Teaching staff is reported. Excludes any number of other certifications earned.

Workforce composition including indigenous staff

	Teaching Staff		Non-Teaching Staff	
	Indigenous	Non-Indigenous	Indigenous	Non-Indigenous
Full-Time Equivalents	0.0	33.7	1.1	27.5
Persons	0.0	38.0	2.0	48.0

Data Source: Data extracted from Mandatory Workforce Information Collection as on the last pay date of June 2024.

Please note: Data includes staff who are actively employed and on extended paid leave. "Indigenous category" is self-reported by staff in the system.

Financial Statement

Funding Source	Amount
Grants: State	\$1684
Grants: Commonwealth	\$5700
Parent Contributions	\$208894.11
Fund Raising	\$27628.25
Other	\$202057.49

Data Source: School supplied data.